


User:

- LogoCorrector is for the professional Illustrator or Freehand user who edit logotypes vectorized by Adobe Streamline.

Functions:

- Same basic tools as in Illustrator makes the professional user feel at home.
- Same basic shortcuts as in Illustrator or Freehand to speed up the work.
- Hammer tool to be able to lock individual points and handles.
- All points and handles visible at the same time makes it possible to edit any point or handle with any other point or handle.
- Intelligent point addition and point removal. Minimize the number of points on a path easily without altering the shape of the path.
- Transfer the length of a handle to another handle.
- Transfer the exact length of a line to any other line.
- Make lines parallel with exactly the same distance between them. For instance make the width of a "T" the same as the "I".
- Draw rectangles, ovals and circles.
- Copy directly from Illustrator to LogoCorrector.
- Copy parts of paths between objects. For instance, copy one serif of a letter into another letter with copy and paste.
- Clear all handles on a path, and all the lines will be straight.
- Easily locate all the sharp points in a path.
- Get any values; distance, horizontal distance, vertical distance or angle between any two points or handles and apply that to lines, points or handles.
- Centre any path, point or handle between any other two points.
- Split paths into several smaller segments.
- Smooth any point.
- Round of corners.
- Change paths to perfect circle segments.
- Outline function to make parallel paths of any object.
- Merge any paths into one single path.
- Intelligent rotate function.
- Rotated or skewed coordinate systems for accurate editing of italic text and other skewed logos.
- Get and edit any values; distance, horizontal distance, vertical distance or angle between any two points or handles.
- Work in inches, points or millimetres.
- Easily view and edit any path directions.

System requirements:

-  Apple Macintosh SE or newer, PowerMacintosh or MacOS with 2,5 MB free RAM. System 6.07, 7.0, 7.1 or 7.5. LogoCorrector supports all Macintosh computers in colour or black and white modes; with or without maths coprocessors.

Compability:

LogoCorrector reads the following file formats: Adobe Illustrator 5.5 and earlier, Aldus Freehand 4.0.eps and earlier, Adobe Streamline 3.0 and earlier, Canvas 3.0.eps and earlier, TypeStyler 2.0.eps and earlier, LetraStudio 2.0 and earlier.

LogoCorrector Writes the following formats: Adobe Illustrator, Aldus Freehand, LogoCorrector

LogoCorrector is developed in Sweden by ILLOM Development. It is distributed in more than 15 countries. For more information, please contact:



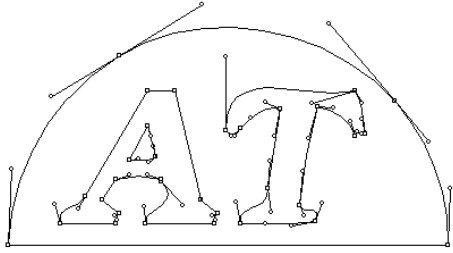
ILLOM Development AB Fax: (+46) 660 786 58
 Box 838, Strandgatan 21 E-mail: info@illom.se
 S-891 18 ÖRNSKÖLDSVIK <http://www.illom.se>
 SWEDEN



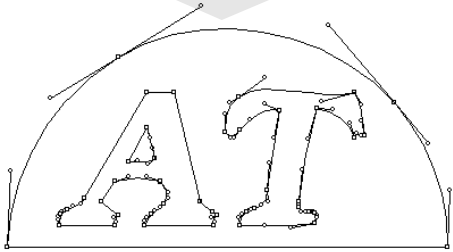
PostScript editing tool for professionals

Working with LogoCorrector is easy!

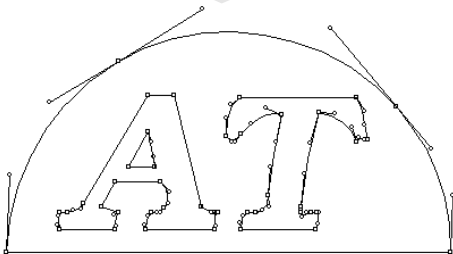
Logo Corrector
step by step



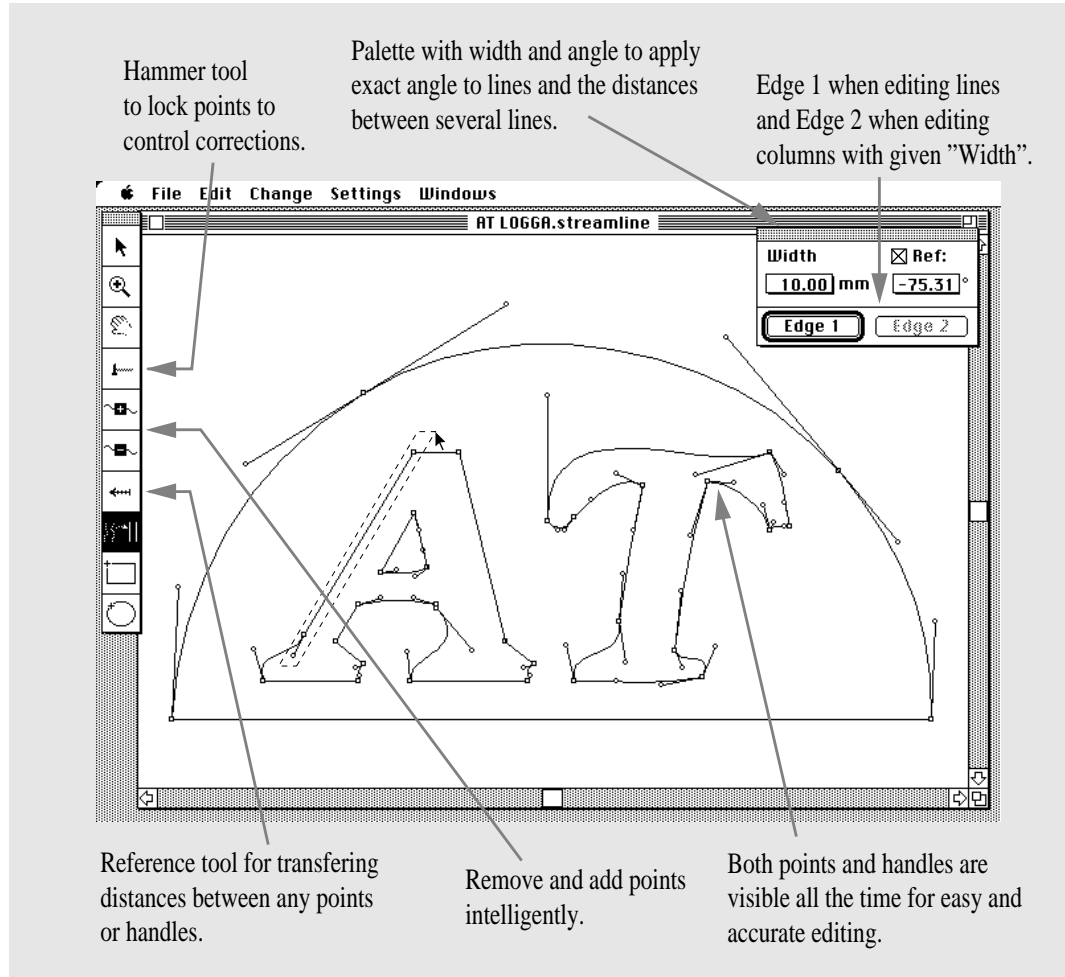
1. Open the original Streamline vectorization.



2. Add the missing points



3. Straighten all horizontal lines.



Hammer tool to lock points to control corrections.

Palette with width and angle to apply exact angle to lines and the distances between several lines.

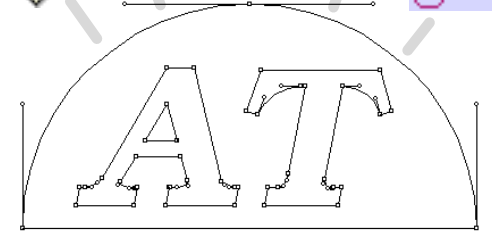
Edge 1 when editing lines and Edge 2 when editing columns with given "Width".

Reference tool for transferring distances between any points or handles.

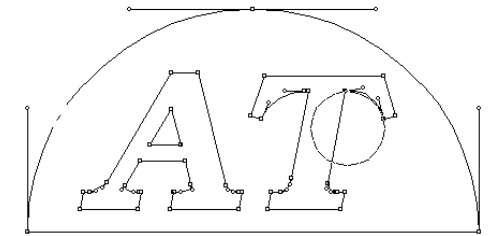
Remove and add points intelligently.

Both points and handles are visible all the time for easy and accurate editing.

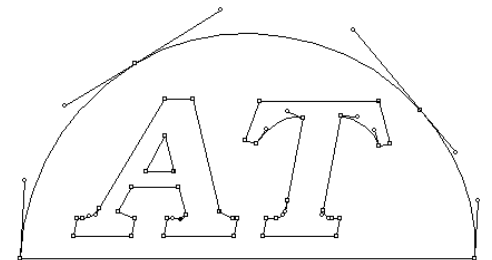
File Edit Change Settings Windows
AT LOG66A.streamline
Width 10.00 mm Ref: -75.31°
Edge 1 Edge 2



6. The finished logo ready for your favourite application.



5. Use the circle segment for curves



4. Straighten all other lines.