



ILLOM Toolbox 1

Plug-in package for Adobe Illustrator® 7



3.5" Disk

Powerful tools that make your everyday work easier and faster!

Search and Replace

Search and replace paths. Search/Replace attributes include Shape and Fill/Stroke options.

Time Tracker

Keep track of time spent on each document. Auto start/stop for convenient use. Export time report to a text file.

Type Style Library

Save your often used Type Styles and apply them with a mouse click.

Selection Tools

Enhanced selection tools: Lasso, Select Handles and Select Inside Path.

Transform Tools

Transform objects dynamically with Rotate, Scale and Shear.

Magnet Tools

Transform objects dynamically with Point Magnet, Horizontal and Vertical Magnet.

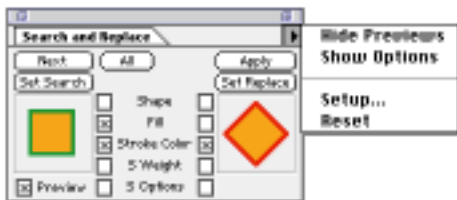
Search and Replace

Set the search/replace object in the *Search and Replace* palette.

Choose which attributes to search for and which attributes to replace.

Click *Next* to find and select the next matching object, or click *All* to select all matching objects.

Click *Replace* to apply the chosen attributes on the selected object(s). The search and replace functions can also be used separately.



Fine-tune the search tolerances in the Setup dialog.



Time Tracker

Start the Time Tracker by logging in.

The active time spent on the current document is now recorded.

The timer automatically **pauses** after

a period of inactivity. You can also force a pause/resume by clicking

the Pause (*P*) button. Set the pause delay and the auto save interval in the *Setup* dialog.

Save Report exports a time report to a standard text file for import to your other applications.

A FileMaker database for working with time reports is included with ILLUM Toolbox.

Remove Time Tracker Info removes all Time Tracker Info from the document.





Selection Tools

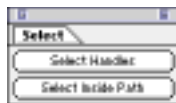
Selection Lasso – Select points by drawing a shape with the *Lasso Tool*. The shape is automatically closed when you release the mouse button. All points inside the shape are selected.

If the Alt key is pressed, the selection expands to full paths.

If Alt+Shift keys are pressed, only fully enclosed objects are selected.

Select Handles – Select all handles on the currently selected path(s). This gives you the ability to see all handles in a path for editing. If no path is selected all handles on all paths in the document will be selected.

Select Inside Path – Select all points enclosed by current path. If the Alt key is pressed, the selection expands to full paths. If Alt+Shift keys are pressed, only fully enclosed objects are selected.



Select Handles and Select Inside Path are also accessible from the Select palette

Type Style Library

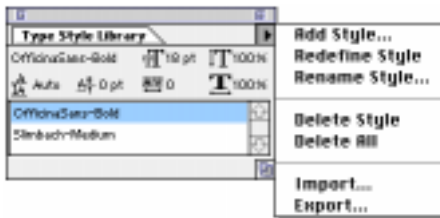
Save your type settings to a new style by choosing *Add Style* in the palette menu.

Settings saved are: Font, Size, Leading, Offset, Tracking and Scaling.

Apply a style to the selected text by double-clicking it in the Type Style Library palette.

Export your styles to a file by choosing *Export...* in the palette menu.

Import styles from a file by choosing *Import...* in the palette menu. Styles will be added to the existing list. If a style name already exists, you will be asked to either replace it or skip it.



Transform Tools

Common for all the transform tools: The selection changes while you press and hold the mouse button. Alt key gives reversed effect. Shift key multiplies the effect speed by a user selectable factor.

The *Rotate Tool* **rotates** the selected points/handles around the current cursor position. If you move the mouse while rotating, the rotation center moves too.

The *Scale Tools* **scales** the selected points/handles relative to the current cursor position. If you move the mouse while scaling, the scaling center moves too.

The *Shear Tool* **shears** the selected points and/or handles horizontally relative to the current cursor position. If you move the mouse while shearing, the shearing center moves too.



Magnet Tools

Common for the magnet tools: The selection changes while you press and hold the mouse button. Alt key gives reversed effect. Shift key multiplies the effect speed by a user selectable factor.

Point Magnet attracts/repels points and handles toward the current cursor position. If you move the mouse while using the magnet, the points will follow the cursor position.

Horizontal/Vertical Point Magnet works just like the *Point Magnet Tool*, but the points will only move in a horizontal/vertical direction.



Double-click a transform tool or a magnet tool to fine-tune speed and multiplication settings





ILLOM Development AB

Box 838, Strandgatan 21
891 18, Örnsköldsvik
SWEDEN

Fax: +46 660 786 58

E-mail: info@illom.se

<http://www.illom.se>